

The development of Kett Grain Quality Analyzer has been ongoing since 1984. First on the RH-100 model, then in 1987 on RH-200, 1993 on RN-500, 2001 on RN-300 early type, 2002 on RN-310 and 2003 on RN-300 late type. The development continues.



RN-300 carrying status



RN-300 the side pocket opened



RN-300 ready for use



RN-300 in use



Optional grain sorter TZ-700



Related instrument, Component Analyzer AN-800

### RN-300 Specifications

Inspection Method	Video picture analysis with a PC, exclusive software and video scan camera
Video scan method	Pictures taken by scanning reader head
Light source	White cold cathode fluorescent lamp Sensor: Color CCD
Grains to measure	Brown rice & Polished rice (Polished rice is optional)
Inspection Modes	Approval Mode (Basic 3 classifications), General Mode (3 in Basic, 6 in Standard and 21 in Fine)
Grain quality to be classified (Polished rice is optional)	<p>Brown Rice:</p> <ul style="list-style-type: none"> <li>3 in Basic--Even (Integral), Cracked and Other</li> <li>6 in Standard--Even (Integral), Immature, Dead, Discolored, Cracked, and Damaged (Other than cracked)</li> <li>21 in Fine--Finer classification than above 6 criterion. With or without abrasion in "Even(Integral)".</li> </ul> <p>Milky white, Stem immature, Green, Core white, Belly white and other in "Immature". Dead white, Dead green in "Dead". Total discoloring, Partial discoloring and Reddish in "Discolored". Germinated, Bad germ, Cracked, Deformed, Bug damaged, Lesion damaged, Crushed and dark in "Damaged".</p> <p>Polished Rice:</p> <ul style="list-style-type: none"> <li>4 in Basic--Normal, Crushed, Discolored and Other</li> <li>6 in Standard--Correct, Powdered quality, Damaged, Crushed, Discolored and Heterogeneous.</li> <li>17 in Fine--Finer classification than above 6.</li> </ul> <p>Correct: No germ, Germ remains, Germ smooth, and Germ protoplasmic. Powdered quality: Totally powdered, Half powdered, Core white, and Belly white. Damaged: Hurt, Deformed, Other damage, and Crushed. Discolored: Totally discolored, Stink bug colored, Nematode colored, Lesion colored and Heterogeneous. Cracked grain</p> <p>Germ remaining rate and Remaining germ (Germ 0, Germ 1/2 and Germ 1)</p>
Grain shape measurement	Length, Width and Projected area size
Inspection number of grains	1-1,148 grains (1,148 is the full load on the measurement tray.)
Processing ability	1,148 grains/approx. 24sec
Display Contents	<p>Inspection results</p> <ul style="list-style-type: none"> <li>Number of grains, Composition rate (Grain number in %, Mass converted in %) and Histogram of Shape analysis for each classification criterion</li> </ul> <p>Picture</p> <ul style="list-style-type: none"> <li>Video picture, 50%~300% size display with sort layout function</li> </ul> <p>Numeric data</p> <ul style="list-style-type: none"> <li>Quality, Typification rate, Length, Width and Projected area size of each grain.</li> </ul>
Display Method	TFT LCD Monitor
CPU	Intel Pentium 3
Software	OS Windows XP, Microsoft Office, Application software "Kett Quality Scan"
Memory Device	HDD 40GB
Data Save	10,000 (i.e. pictures and texts for 10,000 measurement trays) in MS Excel format except the pictures.
Input/Output Terminal	USB2.0 Terminal, LAN Terminal (Ethernet)
Temp. and Humidity Environment for use	5-35 Centigrade(41-95F), 10-80% Without condensation
Temp. and Humidity Environment for storage	-25-60 Centigrade(-13-140F), 10-85% Without condensation
Power Source	AC100V ± 10% 50/60Hz
Power Consumption	100VA when in use
Size, Weight	Carrying status: 580(W) × 230 (D) × 420 (H) mm In use: 840(W) × 580(D) × 115(H) mm, Approx. 12 Kg
Accessory	Measurement tray, Tray cover, Printer, Liner brush, Spray cleaner User's manual
Option	Grain liner TZ-700, External memory device(Compact HDD with USB cord), Additional measurement tray, USB-RS-232C Conversion cable, USB hub, Packaged software "Kett Quality Print" Pre-install software "Kett Quality Scan + DB Server"
Other function	"Kett Quality Scan + DB Server" should be installed by the manufacturer. Please contact us for details. Cable-up configuration with Kett Component Analyzer AN-800 to integrate inner quality and appearance quality inspections. This will create a total quality evaluation system.

Windows XP, Office, Excel are trademarks of Microsoft Corporation. Intel Pentium 3 is a trademark of Intel Corporation. "Kett Quality Scan", "Kett Quality Print" and "Kett Quality Scan + DB Server" are product names of Kett Electric Laboratory. The specifications and/or format of the laptop PC required for use with RN-300 may change without notice. The color of the laptop PC may look different on this brochure.

# RN-300

## GRAIN QUALITY ANALYZER



SCIENCE OF SENSING

This instrument was developed under Japan's research and development project for inspection instruments. Japan Mizuho Food Inspection Association approves this instrument with approval number 030101, 2/5/2003 for Uruchi (Japonica) brown rice



### KETT ELECTRIC LABORATORY

1-8-1 Minami-magome Ota-ku, Tokyo 143-8507 Japan  
Tel.+81-3-3776-1121 Fax.+81-3-3772-3001  
URL <http://www.kett.co.jp/> E-mail [overseas@kett.co.jp](mailto:overseas@kett.co.jp)



This brochure is printed by environmentally "Waterless Print" using "Vegetable Soy Oil" Ink on 100% recycled paper.

Contact us at above addresses or by Email. URL: <http://www.kett.co.jp/> Email: [sales@kett.co.jp](mailto:sales@kett.co.jp)

The specifications and/or appearance of the product are subjected to change without notice for improvement. The color of the product may look different on this brochure.

0501 TO 0101 001K

KETT ELECTRIC LABORATORY

# GRAIN QUALITY ANALYZER RN-300

This instrument was developed under Japan's research and development project for inspection instruments. Japan Mizuho Food Inspection Association approves this instrument with approval number 030101, 2/5/2003 for Uruchi (Japonica) brown rice

# Grain Quality Analyzer RN-300, ALL IN ONE SPEC ANALYZER IS POPULAR AT ANY SITE.

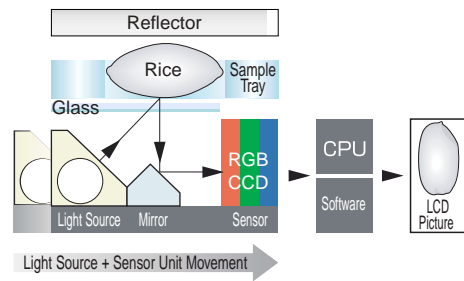
It thoroughly inspects the external appearance of rice grain.

RN-300 inspects and analyzes rice grain in a very similar manner to the human eye. It displays its measurement results in numeric data and video pictures. RN-300 is a portable machine. An excellent optical measurement system combined with easily operated software makes it the best partner for your rice quality evaluation.

State of the art hardware is faithful to the human eye. It watches samples by observing reflectance and transmittance, like a human eye does.

## The featured measurement tray system is free from mechanical troubles and minimizes optical contamination.

Since contamination of the sensor is fatal to the instrument, the sensor unit of RN-300 is completely separated from the sample and is enclosed in glass. This frees the optical measurement system from performance setbacks and mechanical troubles due to contamination. The measurement tray is very easy to clean up.



### Optical Measurement System Body

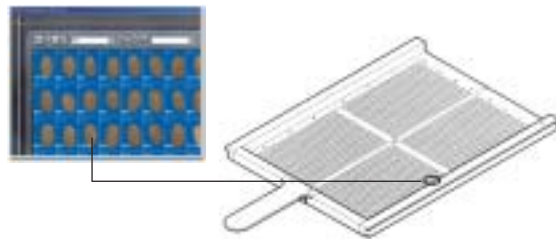
The sensor unit scans the sample to receive the RGB signals from it. The travel of the mechanism is designed to be small to minimize vibration, so that an accurate picture may be obtained.

## Tray measurement method ensures efficiency and practical application

Being able to prepare more than one measurement tray allows a highly efficient measurement when measuring various kinds of samples. It also makes it easier for you to compare untested samples with ones you have already measured. The automatic grain line former, TZ-700, is available as an option.

## One-to-one correlation of the sample and its picture

One measurement tray has 1148 (1152 minus 4) holes to line up sample grains in 32 lines by 36 rows. Each hole has an address. Each picture taken during measurement will be displayed with its corresponding address. [22-3] means the sample is located in the hole on the 22nd line, 3rd row from the right. You can actually see and refer the picture to the measurement data.



## The analyzed data will be displayed on the standard color monitor

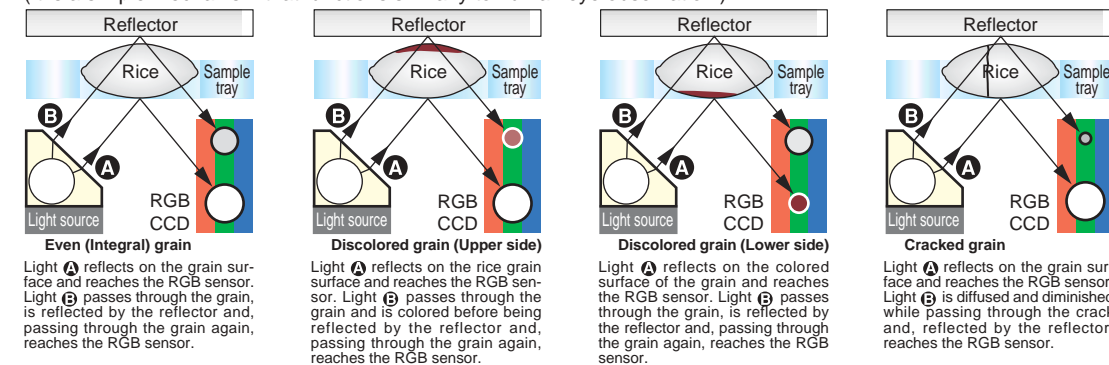
The detected picture and the numeric data will be displayed on the TFT LCD screen. The color and shape are true to the sample. You can easily look at the sample to compare it with the picture taken. During measurement you can always check by comparing the inspection of the analyzer to an inspection by the human eye.

## 24 sec. high speed process for data and picture display

The instrument takes only approx. 24 seconds to display the analyzed numeric data and the detected pictures of all 1,148 grains. For the rice grain quality inspection, it is important to do a quick comparison check between the human eye and the analyzer results. You can do several comparisons using different people to confirm the analyzer's data.

## Reflectance and the transmittance method (The glass, mirror and lens are not drawn in the illustration below.)

The optical system detects not only the front of the grain but also the color of the other side and/or cracks inside the grain. (It is a simple mechanism that functions similarly to human eye observation.)



## All-in-one type instrument. You can measure, display and print out at the site

Camera, laptop PC, color LCD monitor and printer are all part of the one instrument. You don't have to connect any cables nor buy any software. You can measure, check on-screen, evaluate and file. External terminals are equipped as standard.

## Featuring a high performance laptop PC with large capacity hardware

The high performance laptop allows quick and easy processing of picture data. 10,000 pictures of the measurement tray and the corresponding numeric data of the measurements can be stored in the HD memory.

## You can construct an integrated quality grading system

Connect with the Kett Component Analyzer AN-800 to measure the inner quality and build up your own "Rice quality grading system". AN-800 allows you to view water content, protein, amylase and fatty acid (only in brown rice) of brown or polished rice.

## Network capability is standard


A LAN terminal is equipped as standard. It enables you to share data, use a printer or access the Internet.

## Sure and versatile calibration function

The calibration function allows you to adjust the analyzer in case you want to modify the accuracy or the result. It also allows you to adjust the measurement for unusual samples, where a normal analyzing function may not be suitable. You can adjust the analyzer's inspection level to correspond to a sample of which the component rate is already known.

## Numeric printer as standard, color printer optional

Numeric data can be printed out on the spot from the attached standard printer. Color pictures can be printed out with "Kett Quality Print", the optional color printing application. Here is a preview of the on-screen display of the print menu and an example of a printout.



## "Kett Quality Scan" is the software suitable for use at any site.

### "Approval Mode" and "General Mode" selectable

"Approval Mode" classifies the brown rice grains in three criteria: "Even (Integral)", "Cracked", and "Other" in accordance with the analyzed values of criteria approved by the Japan Food Inspection Association. "General Mode" can classify it more finely up to a maximum of 21 criteria.

### Brown rice and polished rice can be inspected in detail.

The quality of brown rice grain can be classified with 3 criteria at "Basic" setting, 6 at "Standard", 21 at "Fine". For polished rice (optional) the following criteria are available: basic 4, standard 6 and fine 17. Furthermore, remaining rate of germ can be displayed. The Japan Polished Rice Industrial Association and Kett coordinated to develop these criteria for polished rice.

### Emulating human eye observation is the target of the instrument


Kett's technical experience and know-how developed the RN-300 to display not only the numeric values as before but also the real video picture of the grains. This highly integrated hardware and software now shows you an image of the grains true to human eye observation. This is made possible by state of the art video picture technology and the exclusive software "Kett Quality Scan".

### MS Excel format automatic save

All numerical measurement data with the date, time and the sample number can be saved automatically in MS Excel format. You can use the data as is or edit it to suit your needs for your reference. All the data of the grain components can be saved together in the same format when the instrument is connected with the component analyzer AN-800.

### Picture analysis

The shape and color analysis are carried out using the detected RGB signals. The size, length, width and proportion of each grain can be calculated from the pixel number data. And from the color data discoloration, partial discoloration, etc. can be detected. The color distribution pattern allows recognition of "Even", "Immature", "Damaged", etc. The changes of color concentration allow the instrument to recognize "Cracked", "Scraped surface", "Partially discolored", "Germinated", "Unpolished (Germ remaining)", etc.



### You can construct a greater database

The numeric data may be filed in MS Excel format to use as a database. Additionally, you can construct an even greater database using other database application software or the optional pre-install software "Kett Quality Scan + DB Server" which works in accordance with the DLL format of the developing environment. Contact us for the database construction details.


### The simple display is not a burden to the operator

Kett Quality Scan starts with the analyzer power being turned on. The graphical user-friendly interface ensures easy operation. Just click the "Measurement" button for normal use and select the functions with the "Select" button.

### Displays data that fits the work at any site

The analyzer displays detailed data and pictures that are wanted at your harvest site. In addition to the pictures, the amount of grains and the rate of composition (grain amount in %, mass converted in %) are displayed for each classified criterion. It also displays the histogram of the grain shape analysis for you to confirm the uniformity of the grains. Each grain's quality, typification rate, length, width, projected area size, etc. will also be displayed for you to see and utilize for your future farming projects and/or breed refinement.

### Displays shown by the Kett Quality Scan



### Standard 6 classifications inspected by Kett Quality Scan

Brown rice quality can be classified in 3 classes at "Basic", 6 at "Standard" and 21 at "Fine".



Polished rice quality can be classified in 4 classes at "Basic", 6 at "Standard" and 17 at "Fine".

